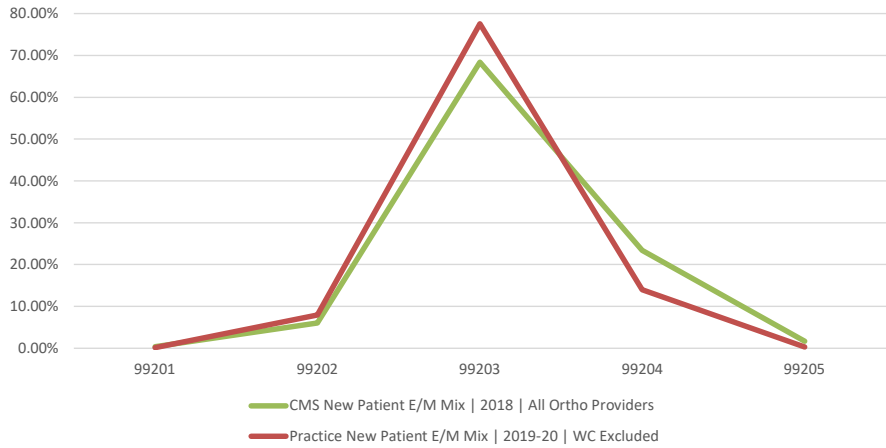


New Patient E/M Mix vs. 2018 CMS for All Ortho Providers

Measure	99201	99202	99203	99204	99205
CMS New Patient E/M Mix 2018 All Ortho Providers	0.40%	6.06%	68.41%	23.43%	1.70%
Practice New Patient E/M Mix 2019-20 All Payers	0.14%	7.86%	76.46%	15.20%	0.34%
Practice New Patient E/M Mix 2019-20 WC Excluded	0.14%	7.98%	77.56%	14.01%	0.30%
Practice New Patient E/M Mix 2019-20 WC Only	0.06%	5.79%	57.75%	35.52%	0.88%

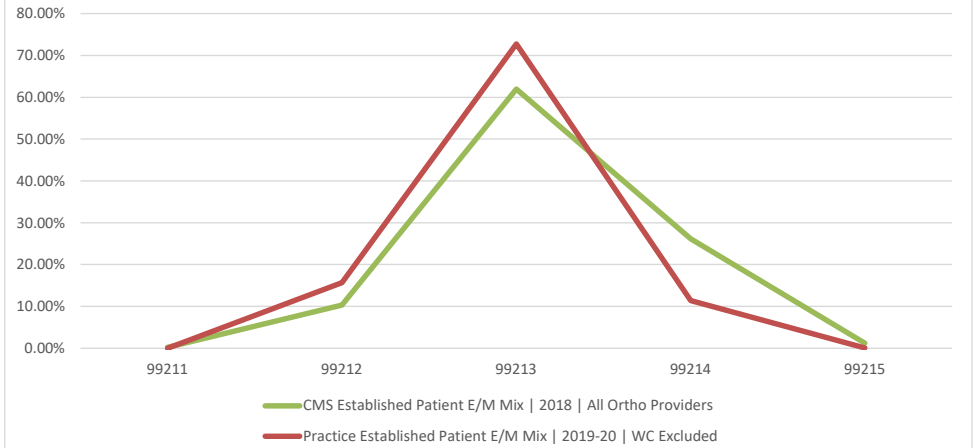
New Patient E/M Mix vs. 2018 CMS for All Ortho Providers
WC Excluded



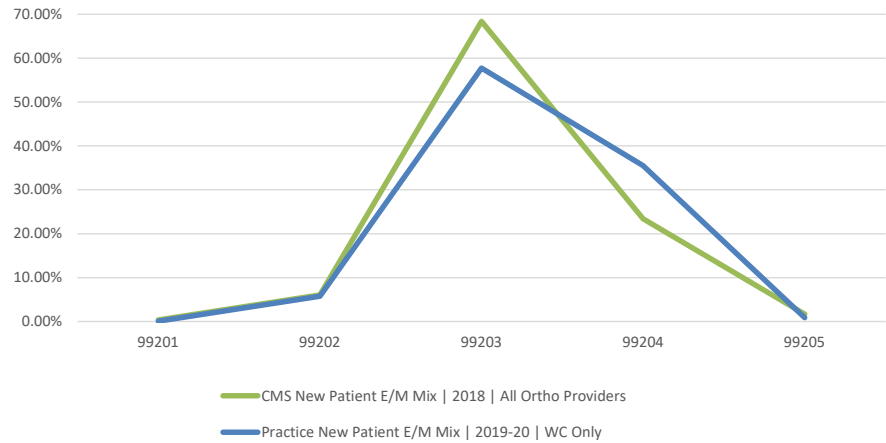
Established Patient E/M Mix vs. 2018 CMS for All Ortho Providers

Measure	99211	99212	99213	99214	99215
CMS Established Patient E/M Mix 2018 All Ortho Providers	0.24%	10.35%	62.01%	26.15%	1.25%
Practice Established Patient E/M Mix 2019-20 All Payers	0.03%	12.26%	70.90%	16.54%	0.27%
Practice Established Patient E/M Mix 2019-20 WC Excluded	0.04%	15.70%	72.78%	11.43%	0.06%
Practice Established Patient E/M Mix 2019-20 WC Only	0.02%	3.18%	65.95%	30.02%	0.83%

Established Patient E/M Mix vs. 2018 CMS for All Ortho Providers
WC Excluded



New Patient E/M Mix vs. 2018 CMS for All Ortho Providers
WC Only



Established Patient E/M Mix vs. 2018 CMS for All Ortho Providers
WC Only

